



Army - OSHA - VPP Partnership and HTS Rollout Installations

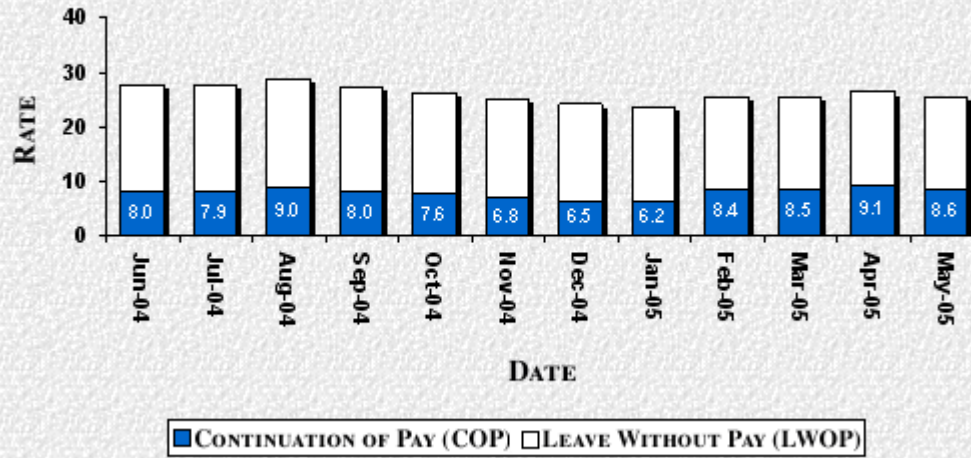
DFAS/DMDC ~ Lost Day Data Drill Down

Style Demo and Excerpts

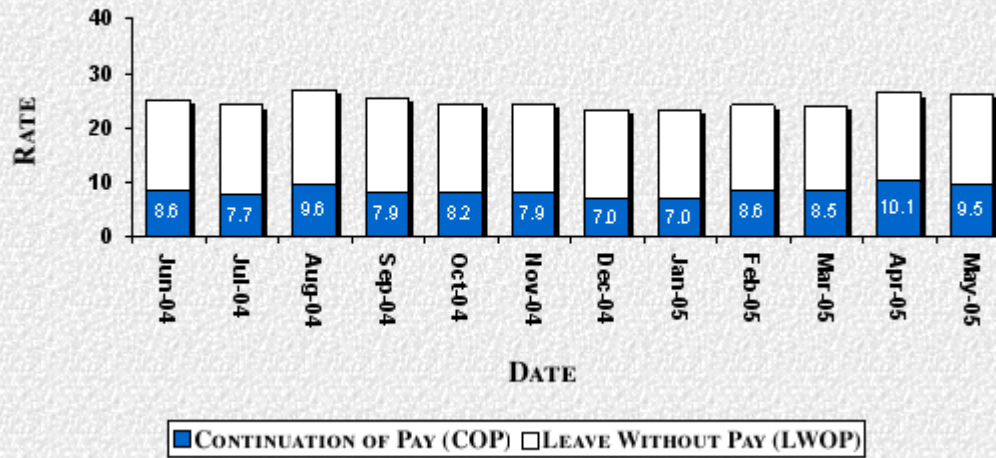
Data Notes:

- The combined lost day totals are figured using the following formula:
(COP Days + LWOP Days) X 200,000/Prorated Hours
- The total lost day rate reflects the number of injuries, illnesses, or lost workdays per 100 workers.
- "Months" represent 2 2-week pay periods and do not perfectly correlate to calendar months.

All DoD Civilian -- Lost Day Rate



All Army Civilian -- Lost Day Rate



Lost Day Totals – 26 Pay Periods to 5-14-05

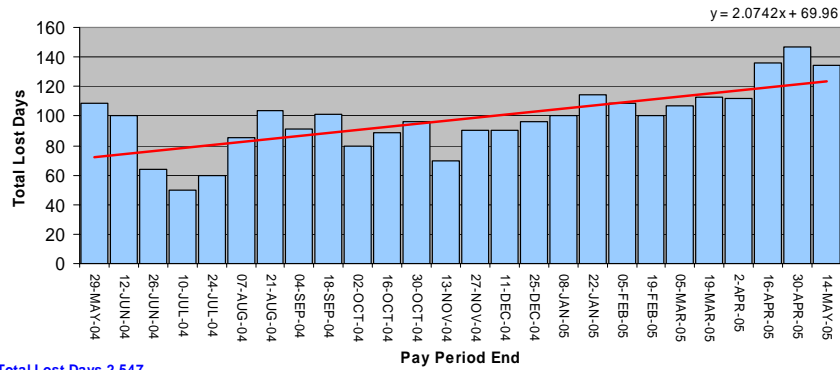
Command	COP* Days	LWOP* Days	Total Lost Days Rate	Command	COP* Days	LWOP* Days	Total Lost Days Rate
All Army	18,217	36,164	29	Fort Drum	374	180	28
Corpus Christi*	324	2,224	74	Fort Drum (Garrison)*	275	0	20
Fort Riley*	94	300	19	West Point MilRes	548	1,960	115
White Sands Missile Range*	508	1,438	96	Red River Depot	387	370	29
Fort Bliss	223	577	34	Fort Sam Houston	349	2,015	58
Fort Stewart	457	392	38	Fort Sill	164	552	39
Fort Stewart (Garrison)*	282	164	35	Sierra Army Depot	193	30	33
Fort Polk	231	1,314	111	Fort Devens	23	316	103
Fort Polk (MEDDAC)*	42	390	103	Redstone Arsenal	238	198	4
Fort Knox	431	867	51	Fort McCoy	261	503	75
Fort Knox (Garrison)*	190	518	97	Aberdeen Proving Ground*	414	1,350	28
Fort Knox (MEDDAC)*	68	120	41	Pentagon Army	169	1,390	36
Anniston Army Depot*	758	1,540	58	Schofield Barracks*	46	0	24
Fort Lewis	385	1,283	36	Savannah District*			
Fort Lewis (Garrison)*	243	943	76	Fort Eustis (Garrison)*	86	0	17
Presidio of Monterey	82	1,280	80	Watervliet*	33	0	3
Tooele Army Depot	125	144	56	Tobyhanna*	444	260	21
Deseret Chemical Depot	50	770	162	Picatinny*	43	60	3

**Hazard Tracking System HTS Installations*

Corpus Christi Army Depot

Lost Days Data – Past Year

Rank: Army #5 DoD #12



Total Lost Days 2,547

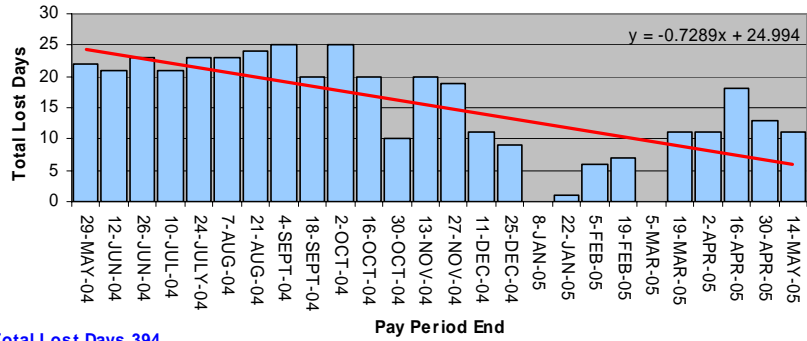
Command	COP Days	LWOP Days	Total Lost Days Rate
WOMU USA DEP CORPUS CHRISTI	314	2,224	75.62

Job Series	COP Days	Command
8840 AIRCRAFT MECHANICAL PARTS REPAIRING	59	Depot
3806 SHEET METAL MECHANIC	44	Depot
8255 PNEUDRAULIC SYSTEMS MECHANIC	33	Depot

Job Series	Command	LWOP Days	Total Lost Days Rate
8840 AIRCRAFT MECHANICAL PARTS REPAIRING	Depot	783	231
6910 MATERIALS EXPEDITING	Depot	440	533
8602 AIRCRAFT ENGINE MECHANIC	Depot	277	159
2854 ELECTRICAL EQUIPMENT REPAIRER	Depot	260	565
3806 SHEET METAL MECHANIC	Depot	124	66

Fort Riley

Lost Days Data – Past Year



Total Lost Days 394

Rank: OSHA Partnership Only

Command	COP Days	LWOP Days	Total Lost Days Rate
W0VM USAG FT RILEY	87	300	38

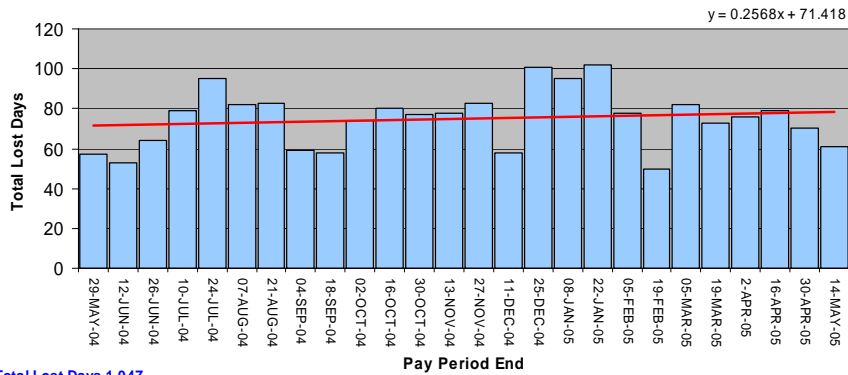
Job Series	COP Days	Command
1702 EDUCATION AND TRAINING TECHNICIAN	41	Garrison

Job Series	Command	LWOP Days	Total Lost Days Rate
4607 CARPENTER	Garrison	120	7,692
5408 WASTEWATER TREATMENT PLANT	Garrison	110	1,195

White Sands Missile Range

Lost Days Data – Past Year

Rank: Army #4 DoD #10



Command	COP Days	LWOP Days	Total Lost Days Rate
W6CJ USA GARRISON WHITE SANDS	432	1,438	260
W04W USA WHITE SANDS MSL RANGE	46	0	5
W4AE TRAC WSMR	22	0	18

Total Lost Days 1,947

Job Series	COP Days	Command
0081 FIRE PROTECTION AND PREVENTION	295	Garrison
0083 POLICE	47	Garrison
6511 MISSILE/TOXIC MATERIALS HANDLING	33	Garrison
2003 SUPPLY PROGRAM MANAGEMENT	21	W4AE TRAC WSMR
0802 ENGINEERING TECHNICIAN	12	W04W USA WHITE SANDS MSL RANGE
0318 SECRETARY	12	W04W USA WHITE SANDS MSL RANGE

Job Series	Command	LWOP Days	Total Lost Days Rate
0081 FIRE PROTECTION AND PREVENTION	Garrison	648	857
5716 ENGINEERING EQUIPMENT OPERATING	Garrison	260	1233
1170 REALTY	Garrison	240	6122